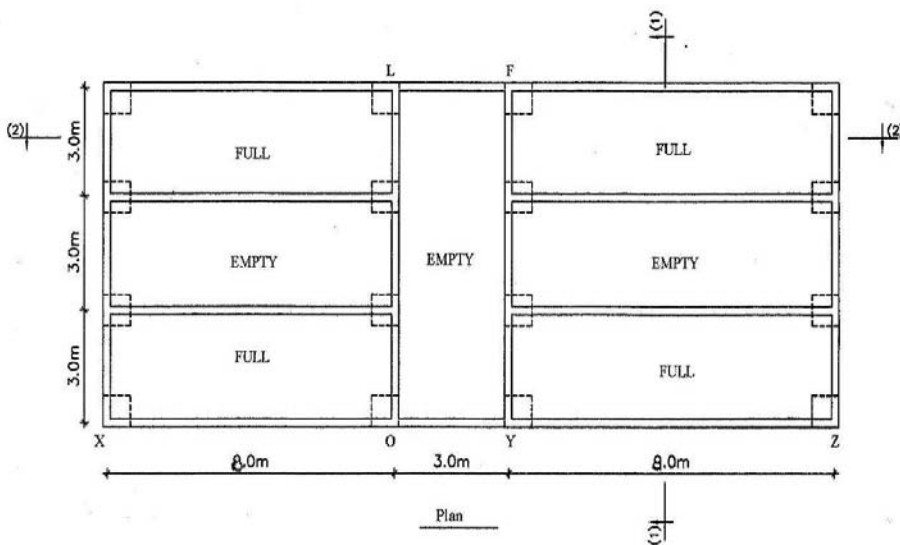
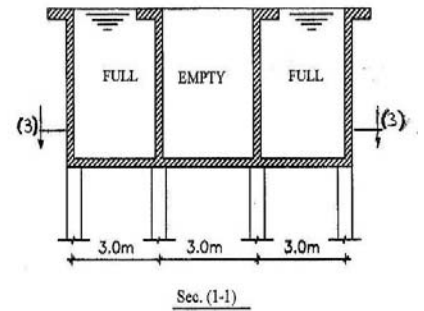
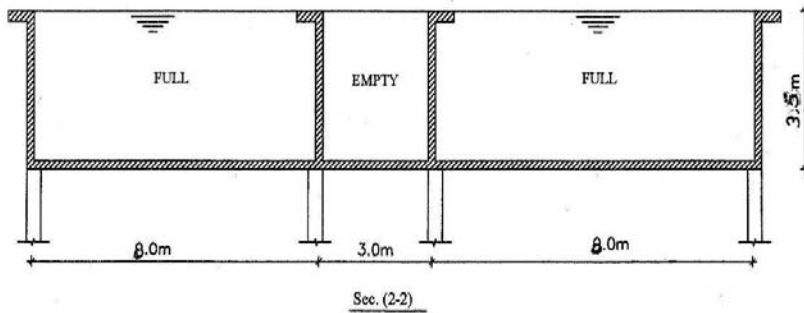




- Any missing data can be reasonably assumed.
 - Answer all the following questions.
 - Illustrate your answers with sketches when necessary.
 - The exam consists of one page.
- No. of questions: 1

For the shown elevated tank, it is required to:

1. Draw the load diagrams for sections (1-1), (2-2) and (3-3).
2. Draw the N.F.D and B.M.D for section (2-2)
3. Design the critical sections, and draw all details of reinforcement for section (2-2).
4. Design WALL (XOYZ).
5. Draw a detailed sectional elevation for WALL (XOYZ).



Sec. (3-3)